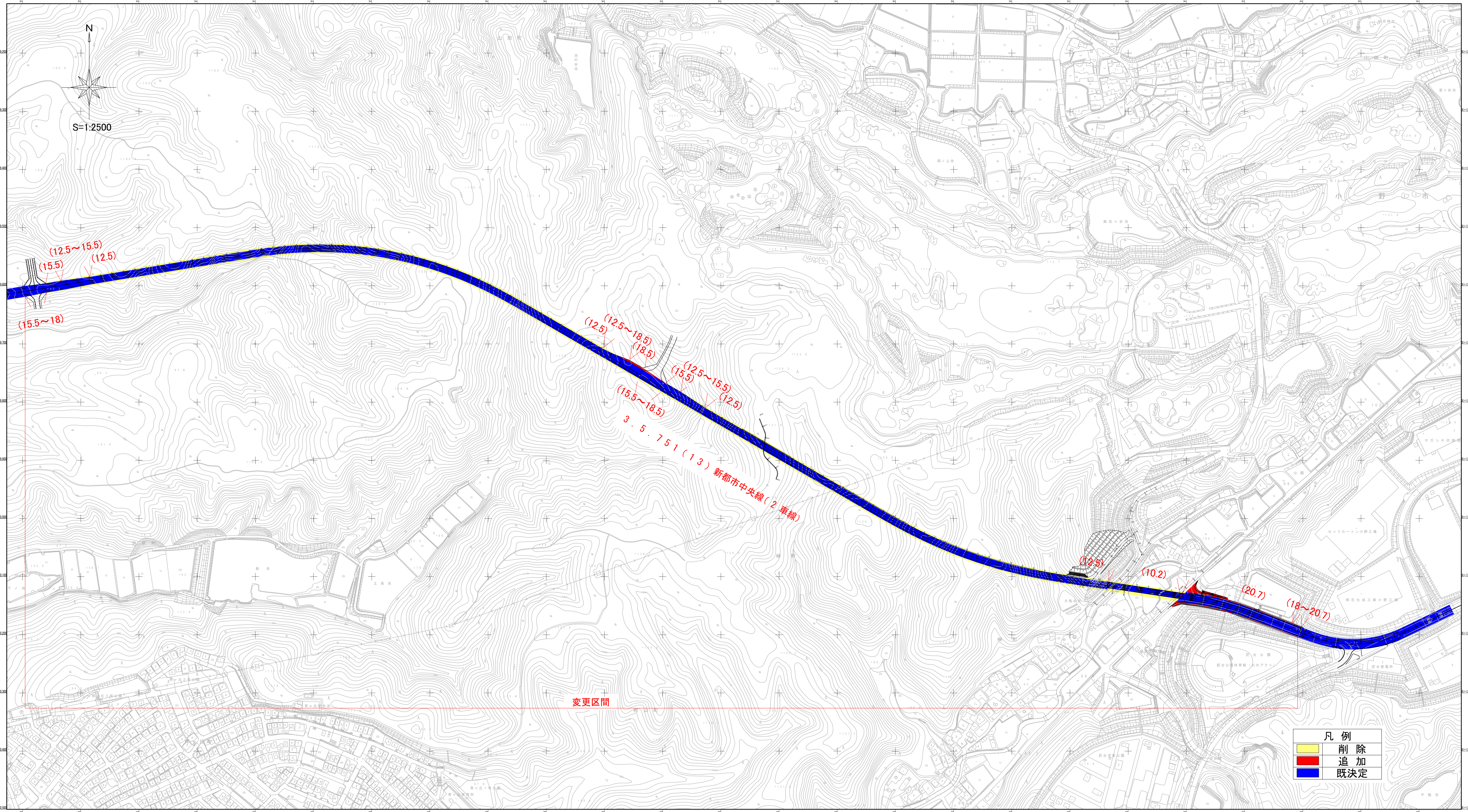


S=1:2500



(12.5~15.5)
(15.5)
(12.5)
(15.5~18)

(12.5)
(12.5~18.5)
(18.5)
(15.5)
(12.5~15.5)
(12.5)
(15.5~18.5)

3. 5. 7. 5. 1 (1.3) 新都市中央線(2車線)

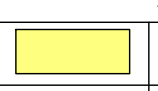


(12.5)

(10.2)

(20.7)

(18~20.7)

変更区間

凡例	
	削除
	追加
	既決定